



Round 3 - Phillip Island GP Circuit - September 3 & 4
LIMITED SPORT

Leg 2

Date: **03/09/22**
Event: **R10**
Weather: **Mostly cloudy - Temp: 12.0C**
Track: **Dry - Temp: 19.2C**

Started at: **16:14:07**
Laps: **4**
Starters: **19**
Printed at: **16:26**

PROVISIONAL CLASSIFICATION

Pos	No	Name	Class	Machine	Laps	Race Time	Behind Leader	Behind Prev	Fastest Lap	On Lap	Top Speed
1	46	Marianos NIKOLIS / Freestyle Tattoo Studio / Ali Baba /Le Wrap / Mampra / Michalis Investments	M3	Honda NSF 250	4	7:23.789			1:46.886	3	211
2	26	Cameron SWAIN / Impeller / Forcite / Barrys Dyno / Motocity / Ricondi / XXX Race Susp.	M3	Honda NSF 250	4	7:23.829	.040	.040	1:46.275	3	207
3	72A	Levi RUSSO / Russo Performance / K1 Racing / Ricondi / AGV Helmets / TCX Boots	M3	Honda NSF 250	4	7:24.129	.340	.300	1:47.852	4	208
4	1	Dallas O'SULLIVAN	SM	Husqvarna 701 693	4	7:37.407	13.618	13.278	1:52.854	3	195
5	25	Brodie GAWITH / Ricondi / AGV / TCX / Peter Stevens M-cycles	TS	Yamaha R3 321	4	7:37.584	13.795	.177	1:51.896	3	186
6	45	Jamie PORT / Yamaha / AGV / Ricondi / Pirelli / Motul	TS	Yamaha R3 321	4	7:37.677	13.888	.093	1:51.776	4	192
7	57	Cooper ROWNTREE / Anytime Fitness	TS	Yamaha R3 321	4	7:37.766	13.977	.089	1:52.150	4	182
8	2	Luke JHONSTON / The Bike Vault / Axle Armour / RBT Suppliers / AGV	TS	Yamaha R3 321	4	7:38.219	14.430	.453	1:52.398	4	189
9	46A	Adam MILLER	SM	Husqvarna 450	4	7:39.305	15.516	1.086	1:52.150	4	185
10	13	Marcus HAMOD / Motocity / AGV / Pirelli / Jekyll and Hyde	M3	Honda CRF 250	4	7:45.550	21.761	6.245	1:51.484	4	206
11	32A	Jai RUSSO / Russo Performance / MotoStars / Ricondi / AGV Helmets / TCX Boots	M3	Honda NSF 250	4	7:45.560	21.771	.010	1:51.349	3	202
12	212	Anthony STEPHENS / Ords Motorcycles Ararat	SM	Husqvarna Vitp. 693	4	7:53.972	30.183	8.412	1:55.673	4	193
13	3	Cori BOURNE / Pedders Suspension Shepparton / NBS Brake Supplies / Shepparton Service	SM	Husqvarna FS 450	4	7:54.064	30.275	.092	1:55.704	4	190
14	17	Oliver SHORT / MotoHeaven / Doyle & Shields / James OHagan Photography / Eastern Signs	F4	Kawasaki EX 400	4	8:05.270	41.481	11.206	1:59.266	2	185
15	32	Riley BRENNAN	TS	Kawasaki EX 400	4	8:15.049	51.260	9.779	2:01.298	4	173
16	76	Lindsay RUSSELL	TS	Kawasaki EX 400	4	8:27.037	1:03.248	11.988	2:03.194	4	180
17	27	Toby JAMES	TS	Yamaha R3 321	4	8:27.383	1:03.594	.346	2:02.791	4	172
18	86	Aaron DREW / Grey Import Spares	250R	Kawasaki ZXR 250	4	8:36.877	1:13.088	9.494	2:07.186	2	164
19	72	Hossain SHARIAR	F4	Kawasaki EX 400	4	8:51.502	1:27.713	14.625	2:08.448	2	174


Fastest Lap was 1:46.275 by Cameron SWAIN

*** RACE REDUCED TO 4 LAPS DUE TO EARLIER TIME DELAYS ***

The results are provisional until the end of the time limit for protests and appeals.


Scott Laing
Chief Timekeeper - Scott Laing

Tony Bolin
Clerk of Course - Tony Bolin



COMPUTIME RACE TIMING SYSTEMS PTY LTD
www.computime.com.au

E-mail: scott@computime.com.au / Ph: 0418 17 13 17





Round 3 - Phillip Island GP Circuit - September 3 & 4
LIMITED SPORT

Leg 2

Date: 03/09/22
Event: R10
Weather: Mostly cloudy - Temp: 12.0C
Track: Dry - Temp: 19.2C

Started at: 16:14:07
Laps: 4
Starters: 19
Printed at: 16:26


PROVISIONAL LAP TIMES

No	Name	Lap 1	Lap 2	Lap 3	Lap 4
1	Dallas O'SULLIVAN	1:58.435	1:53.157	1:52.854	1:52.961
2	Luke JHONSTON	2:00.140	1:52.744	1:52.937	1:52.398
3	Cori BOURNE	2:04.801	1:57.763	1:55.796	1:55.704
13	Marcus HAMOD	2:08.539	1:53.559	1:51.968	1:51.484
17	Oliver SHORT	2:05.145	1:59.266	2:00.435	2:00.424
25	Brodie GAWITH	2:00.097	1:52.704	1:51.896	1:52.887
26	Cameron SWAIN	2:03.207	1:48.071	1:46.275	1:46.276
27	Toby JAMES	2:13.267	2:06.510	2:04.815	2:02.791
32	Riley BRENNAN	2:10.505	2:01.839	2:01.407	2:01.298
32A	Jai RUSSO	2:08.078	1:53.946	1:51.349	1:52.187
45	Jamie PORT	1:59.682	1:53.806	1:52.413	1:51.776
46	Marianos NIKOLIS	2:01.523	1:48.079	1:46.886	1:47.301
46A	Adam MILLER	2:00.615	1:53.470	1:53.070	1:52.150
57	Cooper ROWNTREE	1:59.690	1:53.166	1:52.760	1:52.150
72	Hossain SHARIAR	2:22.441	2:08.448	2:10.723	2:09.890
72A	Levi RUSSO	1:56.688	1:50.477	1:49.112	1:47.852
76	Lindsay RUSSELL	2:12.739	2:06.006	2:05.098	2:03.194
86	Aaron DREW	2:14.437	2:07.186	2:07.222	2:08.032
212	Anthony STEPHENS	2:04.741	1:57.620	1:55.938	1:55.673

*** RACE REDUCED TO 4 LAPS DUE TO EARLIER TIME DELAYS ***

The results are provisional until the end of the time limit for protests and appeals.



Chief Timekeeper - Scott Laing


Clerk of Course - Tony Bolin



COMPUTIME RACE TIMING SYSTEMS PTY LTD
www.computime.com.au

E-mail: scott@computime.com.au / Ph: 0418 17 13 17





Round 3 - Phillip Island GP Circuit - September 3 & 4
LIMITED SPORT

Leg 2

Date: 03/09/22
Event: R10
Weather: Mostly cloudy - Temp: 12.0C
Track: Dry - Temp: 19.2C


Started at: 16:14:07
Laps: 4
Starters: 19
Printed at: 16:26

PROVISIONAL SPLIT TIMES

Lap	Split 1	Split 2	Split 3	Split 4	Lap Time	Spd	Lap	Split 1	Split 2	Split 3	Split 4	Lap Time	Spd
1 Dallas O'SULLIVAN (4th)							2	25.858	31.610	20.509	30.094	1:48.071	207
1	33.770	32.455	20.999	31.211	1:58.435	161	3	25.856	<u>30.963</u>	<u>20.182</u>	<u>29.274</u>	<u>1:46.275</u>	202
2	27.816	32.518	<u>21.288</u>	31.535	1:53.157	193	4	<u>25.404</u>	30.983	20.326	29.563	1:46.276	205
3	<u>27.502</u>	32.774	21.289	<u>31.289</u>	<u>1:52.854</u>	195	27 Toby JAMES (17th)						
4	27.794	<u>32.365</u>	21.411	31.391	1:52.961	194	1	38.322	37.275	23.461	34.209	2:13.267	148
2 Luke JHONSTON (8th)							2	30.046	36.399	24.549	35.516	2:06.510	172
1	34.283	33.334	21.264	31.259	2:00.140	147	3	30.001	36.132	23.847	34.835	2:04.815	168
2	<u>27.261</u>	<u>32.829</u>	21.264	31.390	1:52.744	186	4	<u>29.909</u>	<u>35.520</u>	<u>23.435</u>	<u>33.927</u>	<u>2:02.791</u>	171
3	27.429	32.915	21.278	31.315	1:52.937	183	32 Riley BRENNAN (15th)						
4	27.335	33.065	<u>21.142</u>	<u>30.856</u>	<u>1:52.398</u>	189	1	37.987	35.571	22.958	33.989	2:10.505	147
3 Cori BOURNE (13th)							2	29.472	35.571	23.118	33.678	2:01.839	173
1	36.008	33.960	22.273	32.560	2:04.801	158	3	<u>29.284</u>	<u>35.400</u>	23.038	33.685	2:01.407	171
2	29.026	33.627	22.572	32.538	1:57.763	189	4	29.458	35.723	<u>22.722</u>	<u>33.395</u>	<u>2:01.298</u>	172
3	<u>28.434</u>	<u>33.204</u>	21.999	32.159	1:55.796	190	32A Jai RUSSO (11th)						
4	28.586	33.342	<u>21.732</u>	<u>32.044</u>	<u>1:55.704</u>	189	1	40.590	34.154	21.858	31.476	2:08.078	
13 Marcus HAMOD (10th)							2	27.364	32.828	21.784	31.970	1:53.946	201
1	40.674	34.046	22.047	31.772	2:08.539		3	<u>27.040</u>	<u>32.105</u>	<u>21.000</u>	<u>31.204</u>	<u>1:51.349</u>	202
2	27.065	32.612	22.019	31.863	1:53.559	204	4	27.130	32.277	21.228	31.552	1:52.187	201
3	27.180	32.429	<u>21.057</u>	<u>31.302</u>	1:51.968	204	45 Jamie PORT (6th)						
4	<u>26.844</u>	<u>32.074</u>	21.196	31.370	<u>1:51.484</u>	206	1	33.928	32.832	21.666	31.256	1:59.682	147
17 Oliver SHORT (14th)							2	27.974	33.280	21.744	<u>30.808</u>	1:53.806	176
1	36.349	34.410	22.344	32.042	2:05.145	157	3	27.213	32.830	21.389	30.981	1:52.413	187
2	<u>29.377</u>	<u>34.493</u>	22.678	<u>32.718</u>	<u>1:59.266</u>	185	4	<u>26.970</u>	<u>32.564</u>	<u>21.320</u>	30.922	<u>1:51.776</u>	192
3	29.661	34.568	23.174	33.032	2:00.435	185	46 Marianos NIKOLIS (1st)						
4	29.893	34.767	<u>22.600</u>	33.164	2:00.424	182	1	38.551	32.019	21.119	29.834	2:01.523	
25 Brodie GAWITH (5th)							2	26.362	30.964	20.929	29.824	1:48.079	211
1	34.521	32.667	21.657	31.252	2:00.097	152	3	26.003	<u>30.958</u>	<u>20.384</u>	<u>29.541</u>	<u>1:46.886</u>	205
2	27.669	32.861	21.278	30.896	1:52.704	186	4	<u>25.921</u>	31.093	20.486	29.801	1:47.301	211
3	27.593	<u>32.396</u>	21.281	<u>30.626</u>	<u>1:51.896</u>	181	46A Adam MILLER (9th)						
4	<u>27.104</u>	33.032	<u>21.259</u>	31.492	1:52.887	185	1	35.105	32.742	21.482	31.286	2:00.615	156
26 Cameron SWAIN (2nd)							2	28.254	32.368	21.656	31.192	1:53.470	185
1	39.731	31.634	21.165	30.677	2:03.207		3	<u>27.981</u>	32.447	21.291	31.351	1:53.070	183


Scott Laing
Chief Timekeeper - Scott Laing

Tony Bolin
Clerk of Course - Tony Bolin



COMPUTIME RACE TIMING SYSTEMS PTY LTD
www.computime.com.au

E-mail: scott@computime.com.au / Ph: 0418 17 13 17





Round 3 - Phillip Island GP Circuit - September 3 & 4
LIMITED SPORT

Leg 2

Date: 03/09/22
Event: R10
Weather: Mostly cloudy - Temp: 12.0C
Track: Dry - Temp: 19.2C

Started at: 16:14:07
Laps: 4
Starters: 19
Printed at: 16:26

PROVISIONAL SPLIT TIMES

Lap	Split 1	Split 2	Split 3	Split 4	Lap Time	Spd	Lap	Split 1	Split 2	Split 3	Split 4	Lap Time	Spd
4	28.084	<u>32.037</u>	<u>21.050</u>	<u>30.979</u>	<u>1:52.150</u>	179	76 Lindsay RUSSELL (16th)						
							1	38.098	36.512	23.627	34.502	2:12.739	153
57 Cooper ROWNTREE (7th)							2	30.246	36.531	24.482	34.747	2:06.006	180
1	34.411	32.689	21.533	31.057	1:59.690	151	3	30.331	36.176	24.039	34.552	2:05.098	179
2	27.835	32.995	21.238	31.098	1:53.166	175	4	<u>30.002</u>	<u>35.525</u>	<u>23.387</u>	<u>34.280</u>	<u>2:03.194</u>	179
3	27.679	32.829	21.183	31.069	1:52.760	182							
4	<u>27.651</u>	<u>32.626</u>	<u>21.181</u>	<u>30.692</u>	<u>1:52.150</u>	181	86 Aaron DREW (18th)						
							1	38.564	37.025	23.676	35.172	2:14.437	139
72 Hossain SHARIAR (19th)							2	30.546	<u>37.049</u>	24.280	<u>35.311</u>	<u>2:07.186</u>	164
1	45.457	37.156	24.654	35.174	2:22.441		3	<u>30.470</u>	37.061	<u>24.100</u>	35.591	2:07.222	163
2	<u>31.010</u>	<u>36.627</u>	<u>24.517</u>	36.294	<u>2:08.448</u>	172	4	30.729	37.541	24.197	35.565	2:08.032	161
3	31.636	36.915	26.254	<u>35.918</u>	2:10.723	174							
4	31.628	37.313	24.676	36.273	2:09.890	171	212 Anthony STEPHENS (12th)						
							1	35.949	33.854	22.304	32.634	2:04.741	164
72A Levi RUSSO (3rd)							2	28.950	33.582	22.561	32.527	1:57.620	190
1	33.163	31.879	20.780	30.866	1:56.688	165	3	28.527	33.108	22.050	32.253	1:55.938	193
2	27.181	31.689	20.880	30.727	1:50.477	206	4	<u>28.442</u>	<u>33.056</u>	<u>22.043</u>	<u>32.132</u>	<u>1:55.673</u>	190
3	26.598	31.527	20.645	30.342	1:49.112	207							
4	<u>26.403</u>	<u>31.152</u>	<u>20.466</u>	<u>29.831</u>	<u>1:47.852</u>	208							

*** RACE REDUCED TO 4 LAPS DUE TO EARLIER TIME DELAYS ***

The results are provisional until the end of the time limit for protests and appeals.


Scott Laing
Chief Timekeeper - Scott Laing

Tony Bolin
Clerk of Course - Tony Bolin



COMPUTIME RACE TIMING SYSTEMS PTY LTD
www.computime.com.au

E-mail: scott@computime.com.au / Ph: 0418 17 13 17





Round 3 - Phillip Island GP Circuit - September 3 & 4
LIMITED SPORT

Leg 2

Date: 03/09/22
 Event: R10
 Weather: Mostly cloudy - Temp: 12.0C
 Track: Dry - Temp: 19.2C

Started at: 16:14:07
 Laps: 4
 Starters: 19
 Printed at: 16:26

PROVISIONAL FASTEST LAPS SEQUENCE


Lap	Race Pos	No	Name	Machine	Fastest Lap	On Lap
1	1	72A	Levi RUSSO	Honda NSF 250	1:56.688	1
2	1	72A	Levi RUSSO	Honda NSF 250	1:50.477	2
2	2	46	Marianos NIKOLIS	Honda NSF 250	1:48.079	2
2	3	26	Cameron SWAIN	Honda NSF 250	1:48.071	2
3	2	46	Marianos NIKOLIS	Honda NSF 250	1:46.886	3
3	3	26	Cameron SWAIN	Honda NSF 250	1:46.275	3

*** RACE REDUCED TO 4 LAPS DUE TO EARLIER TIME DELAYS ***

The results are provisional until the end of the time limit for protests and appeals.


Scott Laing
 Chief Timekeeper - Scott Laing

Tony Bolin
 Clerk of Course - Tony Bolin



COMPUTIME RACE TIMING SYSTEMS PTY LTD
www.computime.com.au

E-mail: scott@computime.com.au / Ph: 0418 17 13 17





Round 3 - Phillip Island GP Circuit - September 3 & 4
LIMITED SPORT

Leg 2

Started at: 16:14:07
 Laps: 4
 Starters: 19
 Printed at: 16:26

Date: 03/09/22
 Event: R10
 Weather: Mostly cloudy - Temp: 12.0C
 Track: Dry - Temp: 19.2C

PROVISIONAL LAP SHEET

No	Lap Time	Gap	No	Lap Time	Gap	No	Lap Time	Gap
Lap 1			46A	1:53.470	6.920	72	2:10.723	1:05.33
72A	1:56.688		32A	1:53.946	14.859	Lap 4		
1	1:58.435	1.747	13	1:53.559	14.933	46	1:47.301	
45	1:59.682	2.994	212	1:57.620	15.196	26	1:46.276	.040
57	1:59.690	3.002	3	1:57.763	15.399	72A	1:47.852	.340
25	2:00.097	3.409	17	1:59.266	17.246	1	1:52.961	13.618
2	2:00.140	3.452	32	2:01.839	25.179	25	1:52.887	13.795
46A	2:00.615	3.927	76	2:06.006	31.580	45	1:51.776	13.888
46	2:01.523	4.835	27	2:06.510	32.612	57	1:52.150	13.977
26	2:03.207	6.519	86	2:07.186	34.458	2	1:52.398	14.430
212	2:04.741	8.053	72	2:08.448	43.724	46A	1:52.150	15.516
3	2:04.801	8.113	Lap 3			13	1:51.484	21.761
17	2:05.145	8.457	72A	1:49.112		32A	1:52.187	21.771
32A	2:08.078	11.390	46	1:46.886	.211	212	1:55.673	30.183
13	2:08.539	11.851	26	1:46.275	1.276	3	1:55.704	30.275
32	2:10.505	13.817	1	1:52.854	8.169	17	2:00.424	41.481
76	2:12.739	16.051	25	1:51.896	8.420	32	2:01.298	51.260
27	2:13.267	16.579	57	1:52.760	9.339	76	2:03.194	1:03.24
86	2:14.437	17.749	2	1:52.937	9.544	27	2:02.791	1:03.59
72	2:22.441	25.753	45	1:52.413	9.624	86	2:08.032	1:13.08
Lap 2			46A	1:53.070	10.878	72	2:09.890	1:27.71
72A	1:50.477		32A	1:51.349	17.096			
46	1:48.079	2.437	13	1:51.968	17.789			
26	1:48.071	4.113	212	1:55.938	22.022			
1	1:53.157	4.427	3	1:55.796	22.083			
25	1:52.704	5.636	17	2:00.435	28.569			
57	1:53.166	5.691	32	2:01.407	37.474			
2	1:52.744	5.719	76	2:05.098	47.566			
45	1:53.806	6.323	27	2:04.815	48.315			
			86	2:07.222	52.568			

*** RACE REDUCED TO 4 LAPS DUE TO EARLIER TIME DELAYS ***

The results are provisional until the end of the time limit for protests and appeals.


Scott Laing
 Chief Timekeeper - Scott Laing

Tony Bolin
 Clerk of Course - Tony Bolin



COMPUTIME RACE TIMING SYSTEMS PTY LTD
www.computime.com.au

E-mail: scott@computime.com.au / Ph: 0418 17 13 17





Round 3 - Phillip Island GP Circuit - September 3 & 4
LIMITED SPORT

Leg 2

Date: 03/09/22
Event: R10
Weather: Mostly cloudy - Temp: 12.0C
Track: Dry - Temp: 19.2C

Started at: 16:14:07
Laps: 4
Starters: 19
Printed at: 16:26

PROVISIONAL LAP CHART


Name	Grid	1	2	3	4	Name
M. NIKOLIS	46	72A	72A	72A	46	M. NIKOLIS
C. SWAIN	26	1	46	46	26	C. SWAIN
L. RUSSO	72A	45	26	26	72A	L. RUSSO
J. RUSSO	32A	57	1	1	1	D. O'SULLIVAN
M. HAMOD	13	25	25	25	25	B. GAWITH
D. O'SULLIVAN	1	2	57	57	45	J. PORT
H. SNELL	12	46A	2	2	57	C. ROWNTREE
J. PORT	45	46	45	45	2	L. JHONSTON
L. JHONSTON	2	26	46A	46A	46A	A. MILLER
C. ROWNTREE	57	212	32A	32A	13	M. HAMOD
C. BOURNE	3	3	13	13	32A	J. RUSSO
K. LEWIS	9	17	212	212	212	A. STEPHENS
B. GAWITH	25	32A	3	3	3	C. BOURNE
L. RUSSELL	76	13	17	17	17	O. SHORT
R. BRENNAN	32	32	32	32	32	R. BRENNAN
H. SHARIAR	72	76	76	76	76	L. RUSSELL
T. JAMES	27	27	27	27	27	T. JAMES
A. DREW	86	86	86	86	86	A. DREW
A. STEPHENS	212	72	72	72	72	H. SHARIAR
A. MILLER	46A					

*** RACE REDUCED TO 4 LAPS DUE TO EARLIER TIME DELAYS ***

The results are provisional until the end of the time limit for protests and appeals.


Scott Laing
Chief Timekeeper - Scott Laing

Tony Bolin
Clerk of Course - Tony Bolin



COMPUTIME RACE TIMING SYSTEMS PTY LTD
www.computime.com.au

E-mail: scott@computime.com.au / Ph: 0418 17 13 17





Round 3 - Phillip Island GP Circuit - September 3 & 4
LIMITED SPORT

Leg 2

Date: 03/09/22
Event: R10
Weather: Mostly cloudy - Temp: 12.0C
Track: Dry - Temp: 19.2C

Started at: 16:14:07
Laps: 4
Starters: 19
Printed at: 16:26

PROVISIONAL BEST PARTIAL TIMES


Pos	Split 1		Split 2		Split 3		Split 4		LAP		Ideal	Fastest
	Name	Time	Name	Time	Name	Time	Name	Time	Name	Time		
1	C. SWAIN	25.404	M. NIKOLIS	30.958	C. SWAIN	20.182	C. SWAIN	29.274	C. SWAIN	1:45.823	1:46.275	
2	M. NIKOLIS	25.921	C. SWAIN	30.963	M. NIKOLIS	20.384	M. NIKOLIS	29.541	M. NIKOLIS	1:46.804	1:46.886	
3	L. RUSSO	26.403	L. RUSSO	31.152	L. RUSSO	20.466	L. RUSSO	29.831	L. RUSSO	1:47.852	1:47.852	
4	M. HAMOD	26.844	A. MILLER	32.037	D. O'SULLIVA	20.999	B. GAWITH	30.626	M. HAMOD	1:51.277	1:51.484	
5	J. PORT	26.970	M. HAMOD	32.074	J. RUSSO	21.000	C. ROWNTRE	30.692	J. RUSSO	1:51.349	1:51.349	
6	J. RUSSO	27.040	J. RUSSO	32.105	A. MILLER	21.050	J. PORT	30.808	B. GAWITH	1:51.385	1:51.896	
7	B. GAWITH	27.104	D. O'SULLIVA	32.365	M. HAMOD	21.057	L. JHONSTON	30.856	J. PORT	1:51.662	1:51.776	
8	L. JHONSTON	27.261	B. GAWITH	32.396	L. JHONSTON	21.142	A. MILLER	30.979	A. MILLER	1:52.047	1:52.150	
9	D. O'SULLIVA	27.502	J. PORT	32.564	C. ROWNTRE	21.181	J. RUSSO	31.204	D. O'SULLIVA	1:52.077	1:52.854	
10	C. ROWNTRE	27.651	C. ROWNTRE	32.626	B. GAWITH	21.259	D. O'SULLIVA	31.211	L. JHONSTON	1:52.088	1:52.398	
11	A. MILLER	27.981	L. JHONSTON	32.829	J. PORT	21.320	M. HAMOD	31.302	C. ROWNTRE	1:52.150	1:52.150	
12	C. BOURNE	28.434	A. STEPHENS	33.056	C. BOURNE	21.732	O. SHORT	32.042	C. BOURNE	1:55.414	1:55.704	
13	A. STEPHENS	28.442	C. BOURNE	33.204	A. STEPHENS	22.043	C. BOURNE	32.044	A. STEPHENS	1:55.673	1:55.673	
14	R. BRENNAN	29.284	O. SHORT	34.410	O. SHORT	22.344	A. STEPHENS	32.132	O. SHORT	1:58.173	1:59.266	
15	O. SHORT	29.377	R. BRENNAN	35.400	R. BRENNAN	22.722	R. BRENNAN	33.395	R. BRENNAN	2:00.801	2:01.298	
16	T. JAMES	29.909	T. JAMES	35.520	L. RUSSELL	23.387	T. JAMES	33.927	T. JAMES	2:02.791	2:02.791	
17	L. RUSSELL	30.002	L. RUSSELL	35.525	T. JAMES	23.435	L. RUSSELL	34.280	L. RUSSELL	2:03.194	2:03.194	
18	A. DREW	30.470	H. SHARIAR	36.627	A. DREW	23.676	A. DREW	35.172	A. DREW	2:06.343	2:07.186	
19	H. SHARIAR	31.010	A. DREW	37.025	H. SHARIAR	24.517	H. SHARIAR	35.174	H. SHARIAR	2:07.328	2:08.448	

*** RACE REDUCED TO 4 LAPS DUE TO EARLIER TIME DELAYS ***

The results are provisional until the end of the time limit for protests and appeals.


Scott Laing
Chief Timekeeper - Scott Laing

Tony Bolin
Clerk of Course - Tony Bolin



COMPUTIME RACE TIMING SYSTEMS PTY LTD
www.computime.com.au

E-mail: scott@computime.com.au / Ph: 0418 17 13 17





Round 3 - Phillip Island GP Circuit - September 3 & 4

LIMITED SPORT

LEG 3 (Event 17)

Date: 03/09/22
Event: R10
Weather: Mostly cloudy - Temp: 12.0C
Track: Dry - Temp: 19.2C

Started at: 16:14:07
Laps: 4
Starters: 19
Printed at: 16:26


PROVISIONAL GRID SHEET



1	46	1 M. NIKOLIS 7:23.789	26	2 C. SWAIN 7:23.829	72A	3 L. RUSSO 7:24.129	
2		1	4 D. O'SULLIVAN 7:37.407	25	5 B. GAWITH 7:37.584	45	6 J. PORT 7:37.677
3	57	7 C. ROWNTREE 7:37.766	2	8 L. JHONSTON 7:38.219	46A	9 A. MILLER 7:39.305	
4		13	10 M. HAMOD 7:45.550	32A	11 J. RUSSO 7:45.560	212	12 A. STEPHENS 7:53.972
5	3	13 C. BOURNE 7:54.064	17	14 O. SHORT 8:05.270	32	15 R. BRENNAN 8:15.049	
6		76	16 L. RUSSELL 8:27.037	27	17 T. JAMES 8:27.383	86	18 A. DREW 8:36.877
7	72	19 H. SHARIAR 8:51.502					


Scott Laing
Chief Timekeeper - Scott Laing

Tony Bolin
Clerk of Course - Tony Bolin



COMPUTIME RACE TIMING SYSTEMS PTY LTD
www.computime.com.au

E-mail: scott@computime.com.au / Ph: 0418 17 13 17





Round 3 - Phillip Island GP Circuit - September 3 & 4
LIMITED SPORT
PROVISIONAL PROGRESSIVE ROUND POINTS

250cc ROAD BIKES

Pos	No	Name	Rnd 3 Race 1	Rnd 3 Race 2	Total
1	86	Aaron DREW	25	25	50

FORMULA 400

Pos	No	Name	Rnd 3 Race 1	Rnd 3 Race 2	Total
1	72	Hossain SHARIAR	25	20	45
2	17	Oliver SHORT		25	25

MOTO 3 / 125cc GRAND PRIX

Pos	No	Name	Rnd 3 Race 1	Rnd 3 Race 2	Total
1	46	Marianos NIKOLIS	25	25	50
2	26	Cameron SWAIN	20	20	40
3	72A	Levi RUSSO	18	18	36
4	13	Marcus HAMOD	16	17	33
5	32A	Jai RUSSO	17	16	33

SUPERMONO


Pos	No	Name	Rnd 3 Race 1	Rnd 3 Race 2	Total
1	1	Dallas O'SULLIVAN	25	25	50
2	3	Cori BOURNE	20	17	37
3	46A	Adam MILLER		20	20
4	212	Anthony STEPHENS		18	18
5	9	Kurt LEWIS	18		18

TWINSPRINT

Pos	No	Name	Rnd 3 Race 1	Rnd 3 Race 2	Total
1	25	Brodie GAWITH	16	25	41
2	45	Jamie PORT	20	20	40
3	57	Cooper ROWNTREE	17	18	35
4	2	Luke JHONSTON	18	17	35
5	32	Riley BRENNAN	14	16	30
6	76	Lindsay RUSSELL	15	15	30
7	27	Toby JAMES	13	14	27
8	12	Henry SNELL	25		25


Scott Laing
 Chief Timekeeper - Scott Laing

Tony Bolin
 Clerk of Course - Tony Bolin



COMPUTIME RACE TIMING SYSTEMS PTY LTD
www.computime.com.au

E-mail: scott@computime.com.au / Ph: 0418 17 13 17





Round 3 - Phillip Island GP Circuit - September 3 & 4
LIMITED SPORT
PROVISIONAL PROGRESSIVE SERIES POINTS

250cc ROAD BIKES

Pos	No	Name	Rnd 1 B/ford	Rnd 2 Wint	Rnd 3 Race 1	Rnd 3 Race 2	Total
1	86	Aaron DREW	100	100	25	25	250
2		Emma DE ROSSI	40				40

FORMULA 400

Pos	No	Name	Rnd 1 B/ford	Rnd 2 Wint	Rnd 3 Race 1	Rnd 3 Race 2	Total
1		Emma DE ROSSI	50				50
2	72	Hossain SHARIAR			25	20	45
3	17	Oliver SHORT				25	25

MOTO 3 / 125cc GRAND PRIX

Pos	No	Name	Rnd 1 B/ford	Rnd 2 Wint	Rnd 3 Race 1	Rnd 3 Race 2	Total
1		Ryan LARKIN		100			100
2		Tony SIMS		60			60
3	46	Marianos NIKOLIS			25	25	50
4	26	Cameron SWAIN			20	20	40
5	72A	Levi RUSSO			18	18	36
6	13	Marcus HAMOD			16	17	33
7	32A	Jai RUSSO			17	16	33

SUPERMONO


Pos	No	Name	Rnd 1 B/ford	Rnd 2 Wint	Rnd 3 Race 1	Rnd 3 Race 2	Total
1	1	Dallas O'SULLIVAN	86	90	25	25	226
2	212	Anthony STEPHENS	63	88		18	169
3	3	Cori BOURNE	61	71	20	17	169
4	46A	Adam MILLER	83			20	103
5	9	Kurt LEWIS	77		18		95
6		Douglas HALL	56	33			89
7		Josh McCLEAN	74				74
8		Ralph PINK		70			70

TWINSPRINT

Pos	No	Name	Rnd 1 B/ford	Rnd 2 Wint	Rnd 3 Race 1	Rnd 3 Race 2	Total
1	32	Riley BRENNAN	78	73	14	16	181
2	25	Brodie GAWITH		90	16	25	131
3	45	Jamie PORT		70	20	20	110
4	76	Lindsay RUSSELL	74		15	15	104


Scott Laing
 Chief Timekeeper - Scott Laing

Tony Bolin
 Clerk of Course - Tony Bolin



COMPUTIME RACE TIMING SYSTEMS PTY LTD
www.computime.com.au

E-mail: scott@computime.com.au / Ph: 0418 17 13 17





Round 3 - Phillip Island GP Circuit - September 3 & 4
LIMITED SPORT


PROVISIONAL PROGRESSIVE SERIES POINTS

TWINSPRINT

Pos	No	Name	Rnd 1 B/ford	Rnd 2 Wint	Rnd 3 Race 1	Rnd 3 Race 2	Total
5		Jake SENIOR	100				100
6		Jay MARROCCINI	68				68
7		Oliver SHORT		36			36
8	57	Cooper ROWNTREE			17	18	35
9	2	Luke JHONSTON			18	17	35
10	27	Toby JAMES			13	14	27
11	12	Henry SNELL			25		25

Scott Laing
 Chief Timekeeper - Scott Laing

Tony Bolin
 Clerk of Course - Tony Bolin



COMPUTIME RACE TIMING SYSTEMS PTY LTD
www.computime.com.au

E-mail: scott@computime.com.au / Ph: 0418 17 13 17

